



# OBDeleven

## NextGen Device **Safety Guide**

Smart diagnostic tool to understand  
and improve your vehicle

## IMPORTANT USAGE INSTRUCTIONS



- Do not disassemble the device! Any changes or modifications will void the warranty and the user's ability to operate the equipment.
- All wireless data transferring devices that produce interference may affect other devices that are placed nearby.
- Do not use OBDeleven if it distracts the driver or causes any discomfort due to the OBD2 port's placement. The device must not interfere when driving the vehicle or the driver's ability to do so.
- Please consult representatives of your vehicle's manufacturer regarding the location of the OBD2 port on your car.

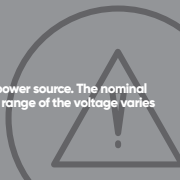
## IMPORTANT USAGE INSTRUCTIONS



- The device can be affected by water and humidity.

## ATTENTION!

- The device uses SELV limited power source. The nominal voltage is 12 V DC. The allowed range of the voltage varies between 9 V and 16 V DC.





Download the application from **App Store**, **Google Play**, or **AppGallery**.



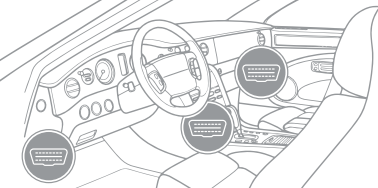
Available on the  
**App Store**



GET IT ON  
**Google Play**



EXPLORE IT ON  
**AppGallery**



## QUICK START

- Plug the device into the **OBD2** port.
- Turn on the ignition or start the engine.
- Make sure the LED lights on the OBDeleven device are on, indicating that it is receiving power.

The OBD2 port is usually located under the dashboard, on the left side beneath the steering wheel column, or behind a latch or a cover somewhere around the dashboard.

 E-mail

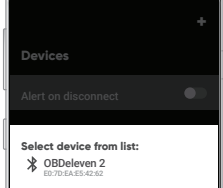
 Password

[Forgot password?](#)

LOGIN

## CREATE AN ACCOUNT

- Create an account by using your **Email** or alternatively, your **Facebook** or **Apple ID** account.



## ADD THE DEVICE AND CONNECT TO YOUR CAR

- Plug the device into the **OBD2 port**;
- Open up the **OBDeleven** application;
- Press the **Connect** button;
- Choose the **OBDeleven 2** device;
- Create a **six-digit PIN** for the device.

### Bonus

Select bonuses you would like to add to this account:

OBDeleven PRO plan

OK

## ADD CREDITS AND/OR A PLAN TO YOUR ACCOUNT

If you have purchased a PRO/ULTIMATE plan or Credits, redeem your digital content code that you received in your email in the Dashboard on [app.obdeleven.com](http://app.obdeleven.com)

A tutorial on how to redeem your plan or purchased credits can be found here: [obdeleven.com/video-tutorial](http://obdeleven.com/video-tutorial)



## COMPATIBILITY

To check the full list of supported vehicles and features, go to **obdeleven.com/supported-vehicles** or check the 'Supported vehicles' section on the OBDeleven application.

You must use the hardware and software of Voltas IT in a responsible manner, having critically assessed your knowledge about programming (coding) of a vehicle. For more information, please visit:

**obdeleven.com/terms-and-conditions**

## REQUIREMENTS

- **iOS 15** or newer supported phones/tablets;
- **Android 6.0** or newer phones/tablets.



## **OBDeleven SPECIFICATIONS**

### **Size**

41 x 33 x 24 mm

### **Weight**

25 g

### **Idle Power Consumption / Max Power Consumption**

0.42 W / 0.54 W

### **Input Current**

45 mA

### **Operating Voltage**

Between 9 and 16 V

### **Connection**

Bluetooth BLE 4.2

### **Color**

Black

### **Frequency Support**

2402-2480MHz for BLE

### **MAX RF Output Power (EIRP)**

1.60dBm



## TROUBLESHOOTING TIPS

You can access this and other important information via our help platform found here:

**[support.obdeleven.com](https://support.obdeleven.com)**

Alternatively, please contact our support by using the Live Chat function on the OBDeleven website or contacting us via email at **[support@obdeleven.com](mailto:support@obdeleven.com)**



## RETURN POLICY

- We apply a 14-day return policy. The item must be returned in the original packaging and without any marks of use.
- The hardware or accessories that were purchased online may be opened for inspection (yet not used) and in that case, may be returned for a refund or exchange within the 14-day return period, following the dispatch date.
- Virtual items such as credits, PRO or ULTIMATE plan can be returned within 30 days if they were not used.
- We are unable to refund postage and packaging costs incurred when returning an unwanted product for international or domestic Lithuanian orders.
- Items bought as part of a bundle, including PRO or ULTIMATE plan or credits, hardware, and/or software packs, if returned when the digital content was used, will result in the full price being charged for the other items in the bundle. Your refund will be adjusted accordingly.
- If returning hardware, it must contain all of the components.

## WARRANTY

Voltas IT guarantees that its products are free of any manufacturing defects for 24 months. If a product fails within this specific warranty period, the product can be:

- Repaired;
- Replaced with a new product.

The warranty does not apply when you have purchased the product from an unauthorized reseller, where the instructions of the product were not complied with, or where the product was damaged as a result of abuse, accident, modification, or any other causes beyond our reasonable control. Any replacement product will have a warranty that is equivalent to the remaining original warranty period of 90 calendar days, whichever is longer.




## HOW TO SUBMIT A WARRANTY CLAIM

To obtain warranty service, contact us via the Live Chat on our website or refer to our customer support at **support@obdeleven.com**.

- It is the user's responsibility to safely package the device and the hardware that is being returned, including providing the correct required information such as any information to verify your account
- The user will also be responsible for any shipping and handling charges, in addition to any applicable customs duties, VAT, or other associated taxes or charges when returning the hardware.
- Hardware for which Voltas IT cannot reproduce the claimed issue or for which your purchase cannot be verified will be rejected.

For more detailed information regarding the warranty, please visit **obdeleven.com/warranty**



IC

IC ID: 29947-0BDELEVEN



UK  
CA

CE

FCC

FCC ID: 2AVJ4-0BDELEVEN

RACCOLTA CARTA



PAP 21  
Scatola cartone

RACCOLTA PLASTICA



PP 5  
Generali plastici  
in schiuma



PAP



Points de collecte sur [www.quefairedomesdechets.fr](http://www.quefairedomesdechets.fr)  
Privilégiez la réparation ou le don de votre appareil !

© 2024 OBDeleven, All rights reserved.